



Subject Registration @CJC Portal

Administration Briefing 2026

Online Subject Registration Exercise

- Login URL: <https://portal.catholicjc.edu.sg/>
- Subject Registration will be online from:
1200hrs on 03 Feb (Tuesday)
To
1200hrs on 05 Feb (Thursday)
- Students without internet access at home can do so in the CJC Library (To seek help from the Librarian)
- Note: During Matriculation week, students are allowed to change subject combination within the stream (Arts or Science), they have been accepted to. The deadline to change subject during Matric Week is **12 Feb, 5pm**

HelpDesk

For technical support (e.g. login issues), please contact
cjc@avero-tech.com

To facilitate your enrollment into CJC, please fill in all relevant information, with the final step being to complete your subject registration by 3 Feb before you report to CJC on 4 Feb

For questions related to subject combinations, you will have the opportunity to raise them on 4 Feb during the subject briefing. Rest assured, you will be able to continue amending your subject combination even after completing your subject registration on 3 Feb.

CJC School Portal

<https://portal.catholicjc.edu.sg>

Turn OFF any VPN as overseas IP addresses may be identified by the firewall as suspicious activity and blocked

You are advised to **use a computing device with a larger screen (e.g. laptop/desktop)** for this exercise due to the large amount of information presented.

You may **not** be able to view all information clearly using a mobile phone.



Welcome. Please sign in:

Login

Password

Case-sensitive

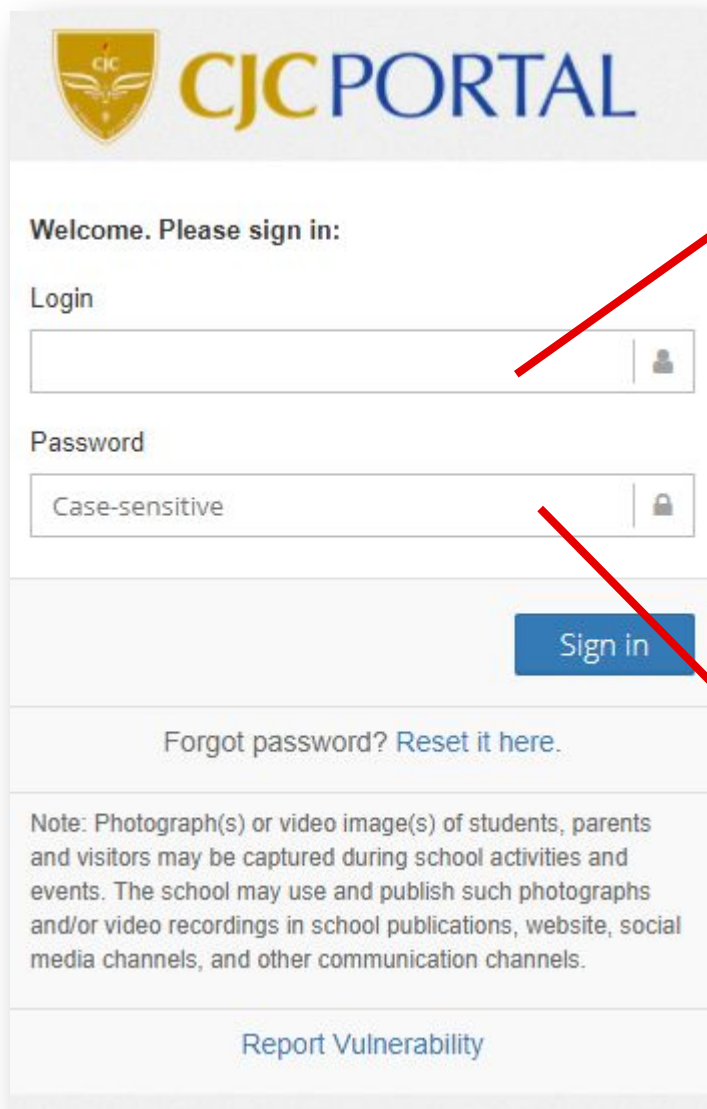
Sign in

Forgot password? [Reset it here.](#)

Forgot login? [Retrieve it here.](#)

Note: Photograph(s) and visitors may be... events. The college... and/or video record... media channels, an...

1. Enter Login credentials



The image shows the CJC PORTAL login interface. At the top is the CJC logo and the text 'CJC PORTAL'. Below this is a welcome message 'Welcome. Please sign in:'. There are two input fields: 'Login' and 'Password'. The 'Login' field has a red arrow pointing to it from the '2. Login ID' box. The 'Password' field has a red arrow pointing to it from the '3. Default Password' box. Below the fields is a 'Sign in' button. At the bottom, there is a link 'Forgot password? Reset it here.' and a link 'Report Vulnerability'.

Welcome. Please sign in:

Login

Password

Case-sensitive

Sign in

Forgot password? [Reset it here.](#)

Note: Photograph(s) or video image(s) of students, parents and visitors may be captured during school activities and events. The school may use and publish such photographs and/or video recordings in school publications, website, social media channels, and other communication channels.

[Report Vulnerability](#)

2. Login ID:
First 5 characters of name
+
Last 5 character of NRIC
[Similar to SLS Login format]

Example:

If your name is **Heng C** hristopher, and your NRIC is T123**4567X**, your Login ID will be hengc4567x (lower case).

h	e	n	g	c	4	5	6	7	x
---	---	---	---	---	---	---	---	---	---

3. Default Password:
SLS Login ID (Upper case)
[first login only]

Example: **HENG C4567X**

First Login Account Setup (2)

DEMO STUDENT

Welcome, please update your email, hand phone & change password to continue

Successful

You have successfully updated your email, hand phone and changed your password. Thank you.

Close

Confirm Private Email * test@test.com
Please type your email address again to confirm it.

Hand Phone * NA

New Password *
Password must be at least 8 characters long and be of at least 8 characters

If you have updated correctly, a “Successful” message will appear


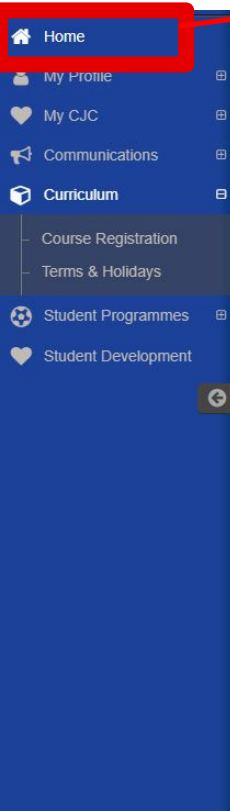
Click “Close” to proceed

You will be asked by the system to log in again.
Use your New password to login.

Home Page

The Home Page should be your default landing page

Click on “GO” to go to the Course Registration page



Find your way back to Course Registration

If you are not directed to the Home Page or Course Registration page, you can always navigate to the Course Registration page manually

Home

My Profile

My CJC

Communications

Curriculum

Course Registration

Terms & Holidays

Student Programmes

Student Development

1 Instructions

2 Update Personal Info

3 Update Family & Contacts

4 Update Health Condition

Step 1 - Instructions

Welcome to course registration system.

The system is now open for selection of subject combination a

09:00 AM, 05 February 2024

If you fail to select the subject combination / mother tongue lar

Find your way
back to Course
Registration

Other modules
will be made
available to you at
a later date

Course Registration (1)

Curriculum > Course Registration

1

Instructions

2

Update Personal Info

3

Update Family & Contacts

4

Update Health Condition

5

Consents

6

Verify O-Level Results

7

Select Subject Combinations

8

Completed

Step 1 - Instructions

Welcome to course registration system.

The system is now open for selection of subject combination and mother tongue language. The deadline for registration is **12:00 PM, 05 February 2026**.

If you fail to select the subject combination / mother tongue language, you may be offered subjects that are not of your choice.

Please follow the steps in sequence. You will NOT be able to choose subject combination or mother tongue language if you have not completed the preceding steps.

You may also view the list of available subjects and subject combinations based on your stream, intake category, elective programme status and O-Level examination results:

Subjects Available to Me

Subject Combinations Available to Me

Start ▶

Click to Start

Check Subjects available

Check Subject Combinations available

Scroll down the page for more detailed information regarding Subject Combinations

Students who offered O-Level MTL are required to offer H1 MTL at JC1. Students who achieved a grade of D7 or better in O-Level

Course Registration (2)

Curriculum > Course Registration

1 Instructions 2 Update Personal Info 3 Update Family & Contacts 4 Update Health Condition 5 Consents 6 Verify O-Level Results 7 Select Subject Combinations 8 Completed

Step 2 - Update Personal Info

Check and update your particulars

Personal Particulars

Name		Gender	
Hanyu Pinyin Name	(nil)	Chinese Name	(nil)
NRIC/FIN		Date of Birth	
Race		Religion *	
Citizenship			

Emails & Phone Numbers

Please do not leave any required fields (marked with asterisks *) blank. If information is not applicable or not available, please enter "NA".

School Email	(nil)		
ICON Email			
Personal Email *			
Hand Phone *	+65		Home Phone * +65

A

Save changes

Click Save and proceed

Course Registration (3)

☒ Curriculum > Course Registration

1

Instructions

2

Update Personal Info

3

Update Family & Contacts

4

Update Health Condition

5

Consents

6

Verify O-Level Results

7

Select Subject Combinations

8

Completed

Step 3 - Update Family & Contacts

Family

Next of Kin / Primary Contact *

Family Structure *

Elder Siblings *

Gross Monthly Income *

Guardian Type *

Household Size *

Number of household members including yourself

Younger Siblings *

Father

Click/Tap to select "NA" if this section is not applicable: ☒

Please do not leave any required fields (marked with asterisks *) blank.

Name *

Home Phone *

Title *

Hand Phone *

same as mine

Please update your parents contact

A

Save changes

Click Save and proceed

Course Registration (4)

Curriculum > Course Registration



Step 4 - Update Medical Condition

Last Updated At 08/02/2025 16:37

Current Medical Conditions

- Fits or Seizure condition * ☐ yes ☒ no
- Periodic Loss of Consciousness * ☐ yes ☒ no
- Heart Condition * ☐ yes ☒ no
- Ear Condition Disorder * ☐ yes ☒ no
- Respiratory Condition Disorder * ☐ yes ☒ no
- Allergy to environmental factor(s) * ☐ yes ☒ no
- Food Allergy * NA
- Drug Allergy * NA

Please update your Medical Condition (Step 4)
Indicate any medical conditions, allergies, Dietary Requirements, etc for your safety when participating in Orientation activities.

A

Save changes

Click Save and proceed

Course Registration (5)

Curriculum > Course Registration



Step 5 - Consent to Release of Personal Data

☐ I agree to allow CJC to use information contained herein for the purposes of:

A

- (a) updating any student information databases managed by the schools or the Ministry of Education,
- (b) planning and conducting the schools' programmes,
- (c) sending me information on education-related issues and events, and
- (d) making disclosure of all necessary data (including personal data of my parents, guardian and I) to other agencies to facilitate the provision of services for my educational advancement or other purposes beneficial to me as endorsed by the Government, unless such sharing is prohibited by law.

B

Save Changes

Click Save and proceed

Note: you can visit My Profile > Personal Data Release Consent menu to amend your consent later on

Course Registration (6)

Curriculum > Course Registration



Step 6 - Verify O-Level Results

Information: Please approach the General Office staff immediately if the following O-Level exam results are incorrect.

Subject	Grade
Additional Mathematics	
Chemistry	
Chinese	
English	
Higher Chinese	
Humanities (Social Studies + History)	
Literature in Chinese	
Mathematics	
Physics	

L1R5 (without bonus)

Confirmation * ☐ confirm my O-level exam results shown

Save changes

Click Save and proceed

Course Registration (7-1)

Curriculum > Course Registration



Select Subject Combinations

Step 7 - Select Subject Combinations & Mother Tongue Subject

Important: Subjects that require students to sit for selection or aptitude tests will only be made available to them after they pass the tests. Please choose subject combinations that are currently available.

Information: Please note that you cannot select the same subject combinations for both the first and second choice - system will reject your selection if they are the same.

You may also view the list of available subjects and subject combinations based on your stream, intake category, elective programme status and O-Level examination results:

Subjects Available to Me

Subject Combinations Available to Me

Online Selection Tests

Test Name

H2 ELL Selection Test ▶

Ignore for now.

More details will be announced during the Subject Briefing on 4th Feb 2026 (Wed)

My Personal & Admission Data

N F7249940U

Intake JAE Ordinary Admission

Programmes & Electives (nil)

Exam Results E1=B3, EM=A2, AM=A2, Chem=A2, Bio=A1, PA=C5, CH(Hist)=A2, CLB=M

You have up to 4 Subject Choices

Course Registration (7-2)

Your O-Level Results

Exam Results E1=B3, TL=A1, EM=A2, Phy=A2, Chem=B3, CH(Hist)=B3, Geo=A1

My First Choice of Subject Combinations

1

Selected A5/H1MATH (H1MATH H2ELIT H2HIST H2ECONS)

Subject 1	H1 MATHEMATICS
Subject 2	H2 LITERATURE IN ENGLISH
Subject 3	H2 HISTORY
Subject 4	H2 ECONOMICS

My Second Choice of Subject Combinations

2

Selected S6/H1MATH (H1MATH H2CHEM H2GEO H2ECONS)

Subject 1	H1 MATHEMATICS
Subject 2	H2 CHEMISTRY
Subject 3	H2 GEOGRAPHY
Subject 4	H2 ECONOMICS

My Third Choice of Subject Combinations

3

Selected S7/H1MATH (H1MATH H2CHEM H2HIST H2ECONS)

Subject 1	H1 MATHEMATICS
Subject 2	H2 CHEMISTRY
Subject 3	H2 HISTORY
Subject 4	H2 ECONOMICS

You can only choose a Subject Combination from your STREAM (ARTS / SCIENCE).

The order that you select subjects is not important e.g. you can select H1 first or H2 first.

The system will automatically decide on the Subject Combination based on your subject choices e.g. A1, S6

H2 English Language and Linguistics (ELL) will not appear as a choice, it will only be made available as a choice AFTER attending the Selection Test

Course Registration (7-3)

Please choose your subjects wisely using the information available to you.

You will get an Advisory if your relevant O-Level subjects do not meet the recommended knowledge base for that Subject Choice.

You may still select these subjects, but do consult the respective Subject Tutors or HODs to understand the rigor of the subject

S1/H1ELIT (H1ELIT H2CHEM H2PHY H2MATH) ✕

Students who intend to offer the H2 Chemistry & H2 Physics combination are assumed to have knowledge and understanding of both Chemistry and Physics, at O-level, either as a single subject or as part of a Combined Science course.

Sample Advisory

S4/H1PHY (H1PHY H2CHEM H2ECONS H2MATH) ✕

H1 PHYSICS - Students who intend to offer H1 Physics are assumed to have knowledge and understanding of Physics at O-level, either as a single subject or as part of a Combined Science course.

Sample Advisory

Close

Course Registration (7-4)

Mother Tongue is required for university admission.


If you are exempted from Mother Tongue, you need to present the relevant documents to the HOD Mother Tongue for verification on 9 Feb 2026.

 My Mother Tongue Language at O Level

O-Level MT Subject Tamil

O-Level MT Grade A1

**Your O-Level
Mother Tongue
Subject and
Grade**

 My Choice of Mother Tongue Language

Mother Tongue Choice *

H1TL - H1 TAMIL LANGUAGE

1

**Select your
Mother Tongue**

 Save changes

**Click “Save”
when done**

Course Registration (7-5)

**Your Subject
Choices
Confirmation**

✓ Confirm Submit My Course Registration Choices

Choice 1	S5/H1MATH (H1MATH H2CHEM H2BIO H2ECONS)
Choice 2	S4/H1PHY (H1PHY H2CHEM H2ECONS H2MATH)
Choice 3	S1/H1ELIT (H1ELIT H2CHEM H2PHY H2MATH)
Choice 4	S7/H1MATH (H1MATH H2CHEM H2HIST H2ECONS)
Appeal Choice	(nil)
Mother Tongue Language	Chinese B

A

✓ Submit

✕ Close

**You can return to Step 7 to choose your
subjects again later**

**Click Submit to
complete your
Subject Registration**

Course Registration (8)

Curriculum > Course Registration



Step 8 - Completed

✓ Completed

You have completed the course registration. Your choices of subject combinations and mother tongue language have been submitted.

An official receipt has been sent to your email address [redacted]@i.sg

Please keep the email for your reference.

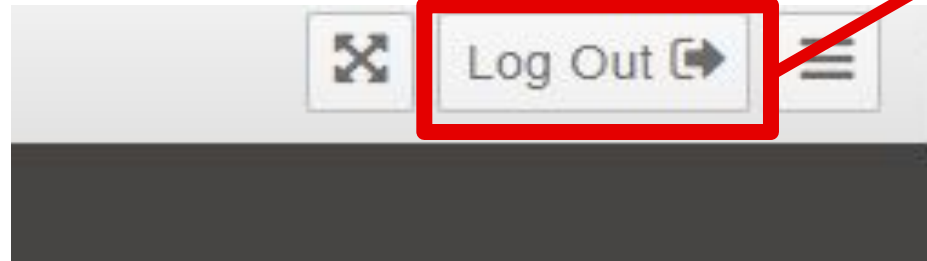
You may change your choices of subject combinations and mother tongue language before the system closing time, i.e. **12:00 PM, 05 February 2026**.

[Return to Home Page](#)

You can return to Step 7 to choose your subjects again later

You have completed your Subject Registration

Course Registration (9)



**Log Out after
completing your
Subject Registration**